

welcome

TO

WINNIPEG

Newcomer help guide




International  
Place of  
Friendship



# WHO WE ARE

Hey! Welcome to Winnipeg. We are the International Place of Friendship (IPF) and want to help you with some guiding tips about our city that will help you settle and make your first years as a newcomer more enjoyable!






# TABLE OF CONTENTS

1. GETTING YOUR SIN NUMBER
2. DRIVING IN MANITOBA
3. GETTING YOUR FIRST THINGS
4. PUBLIC TRANSPORT
5. SETTLEMENT ORGANIZATIONS
6. FINDING A JOB
7. OTHER INSTRUCTIONS
- 8.
9. XXXXXXXX
10. XXXXXXXX
11. XXXXXXXX
12. XXXXXX
13. XXXXXXXX
14. XXXXXXXXX





# 01

## GETTING YOUR SOCIAL INSURANCE NUMBER (SIN)

When you arrive in Canada, a very important document you need to obtain is your Social Insurance Number. To work in Canada or access government programs and benefits, you need a 9-digit SIN. Remember that your SIN is private, and it is illegal for anyone else to use it. You are responsible for protecting your SIN.

LET'S DO IT!



# How can I apply?

To obtain a SIN number, you apply at Service Canada

You can do it online:

[HERE](#)

Or, you can go in person to Service Canada. There are 2 Service Canada locations in Winnipeg

Check on the MAP link to see locations of the places to visit

[MAP link](#)



- 393 Portage Ave #122, Winnipeg, MB R3B 3H6
- 1450 Taylor Ave, Winnipeg, MB R3N 1Y6

## Need to do in person?

[Book your appointment](#)

*What documents do I need to get a SIN number?*

*If you are a temporary resident of Canada, you must provide 1 permit issued by the IRCC or CIC (Work permit, study permit, visitor record showing you are authorized to work, or other documents), 1 ID containing your legal name and date of birth (passport issued by your country, a Canadian ID card or driver's license, any other Canadian government-issued ID)*

# 02

## DRIVING IN MANITOBA

When you arrive in Canada, you may be allowed to drive with your country's driver's license for a short period of time (90 days), but after that, you need to obtain a Manitoba driver's license in order to continue to drive or rent/lease a car.

To apply for a driver's license, you can visit an Autopac Agent or any MPI around the city.

*MORE DETAILS*



# WHAT DOCUMENTS DO YOU NEED FOR THE APPLICATION?



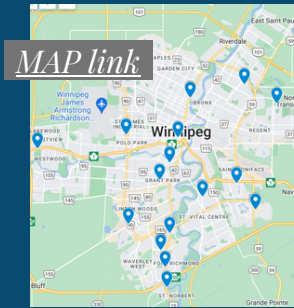
You need to present proof of your full legal name, date of birth, photograph, entitlement to be in Canada, any change of name documents, and two proofs of address in Manitoba.

To help you find out if the documents you have are accepted, before going in person, check the Proving My Identity tool from MIP

[CHECK HERE](#)

## WHERE CAN I GO TO START?

You can go to any autopac or MPI around the city to give your documents and start the process



Check on the link some options to visit or search for an Autopac agency near you!



It is important to notice that even though your SIN number contains your address, it is not accepted as proof of residence. Some documents accepted that you could use are a void check, a recent residential lease contract (it should not be more than 3 months old), most recent utility bills, a Canadian bank statement, Employment Confirmation Letter, a Mortgage document, and a guarantor letter.

# WHAT IF I HAVE A DRIVER'S LICENSE FROM MY HOME COUNTRY?



## YOU CAN GET YOUR DL FASTER!

if you used to have a driver's license in your home country, you might be able to obtain a Manitoba driver's license faster. Remember if your country's license is not in English or French, you need a certified translation.



## IF YOU COME FROM A RECIPROCAL COUNTRY

If you are moving from a reciprocal country, you can exchange your license for an equivalent Manitoba driver's license. You still need to provide all the application documents and pay the \$65 annual license fee. Check [HERE](#) a list of reciprocal countries



## IF YOU COME FROM A NON-RECIPROCAL COUNTRY

you will need to take a knowledge test (\$10), do a vision test, and take a road test. Once you provide your country's license, and pass a road driving test, they will upgrade your license to a Class 5 Full.

— *It is always important to remember:*

“

YOU PAY AN ANNUAL \$65 FEE FOR YOUR LICENSE, AND IT IS YOUR OBLIGATION TO KEEP PAYMENTS UP TO DATE, KEEP YOUR ADDRESS ALWAYS UPDATED, AND DRIVE SAFELY TO AVOID PENALTIES AND SUSPENSIONS.





# 03

## GETTING YOUR FIRST THINGS

When you arrive in Winnipeg you will need to go shopping to buy your first things. Things for your home, winter clothes, food, cutlery and any other things you need. It is always good to know where to go to get free things or better prices!

*MORE DETAILS*





## Free Stuff

Every second weekend of May, in Winnipeg is giveaway weekend. People always have things to donate or sell for a good price. It is a great opportunity to get things you might need.



Centre Flavie-Laurent is a place you can get good house things or furniture, you need to be there early and go prepared. Check more details about them on their website. ([HERE](#))

## BUYING THINGS FOR THE HOUSE

Once you get to Winnipeg, you usually need to buy plates, cutlery, linings for bath and bed, and many other things. Some good places to start are: Dollarama, Dollar Tree, Walmart, Real Canadian Superstore, Ikea, HomeSense, Canadian Tire



## GETTING FURNITURE

A good way to get furniture when you arrive is getting it second-hand at Kijiji (just be aware of scams); a lot of people also donate furniture online, so you can find great deals. However, if you want to buy it new, you can find good prices at: Ikea, Walmart, HomeSense, The brick outlet



## SECOND HAND

A good and cheap option is going to thrift stores; some good and big ones in Winnipeg are: Value Village, Canadian Goodwill, MCC Thrift Store, The Salvation Army Thrift Store

You will find those in every part of the city. There are also lots of other smaller stores around the neighborhoods where you can get good second-hand clothes.



# — Winter clothes

The winter in Winnipeg is strong, and even though sometimes the sky looks beautiful and sunny, we reach temperatures below 40°C for long periods. For this reason, it is important to have good and safe clothes, mostly if you will be exposed to cold temperatures for a long period.

A good thing is to invest in layers - you can have a great winter jacket, but if you wear it with only one T-shirt, it might not be very effective. Try using layers under your clothes on very cold days.



Always check the temperature they support. Some jackets are beautifully designed, but they are made for places with a warmer winter, so buying a jacket that supports only 0 or -5 degrees will not be the best option for Winnipeg. Look for tags that specifically show that the jacket is good for at least -20, mostly if you come from a place where you are used to much warmer temperatures.



# 04

## PUBLIC TRANSPORT

Winnipeg does not have subways or a big variety of public transportation options. Learning to use the bus system is very important when moving to a new city. In Winnipeg, the bus system can be used to go around the city and visit most places around it.

*MORE DETAILS*



# Getting Around

Here are the best ways to explore the entire city



**BUSES**

At <https://winnipegtransit.com/> you can obtain all the information you need about the bus system.



These are some of the apps you can use to find information about public transportation



**RENTAL CAR**

You can also rent a car using your driver's license or try to use a taxi to walk around the city,

Visit <https://unicitytaxi.mb.ca/> for more information about taxi

You can also bike during summer! But remember that in Winnipeg it is always good to have a good locker on your bike, so it doesn't get stolen ;)

# 05

## MANSO INSTITUTIONS

If you need help in many different ways (english, finding a job, food, documents, learning about technology, psychosocial support, mental health, pregnancy help) you can find help in many MANSO institutions around the city. We have listed some of them here and you will find a map with all of them

*MORE DETAILS*



# MANSO INSTITUTIONS

Here you will find some non-profit organizations in Winnipeg that can help you get settled in many different ways throughout your new years as new comer (click on names for websites)

[Map HERE](#)



[HEALTHY START](#)

This group helps pregnant women or parents with babies up to one year old with food, support and information



[FAMILY DYNAMICS](#)

This agency helps new comers in vulnerability helping with parenting coaching and counselling



[MANITOBA INTERFAITH  
IMMIGRATION COUNCIL](#)

Sponsor refugees and help with settlement, temporary accommodation and sponsorship for new comers



[IMMIGRATION PARTNERSHIP  
WINNIPEG](#)

Engage newcomers helping them to achieve more with their tasks strengthening their community





**OPPORTUNITIES FOR EMPLOYMENTS**

They offer free employment services designed to connect job seekers and employers to create long term, sustainable matches and grow our local labour market.



**AURORA FAMILY THERAPY CENTRE**

Offer family and individual therapy for newcomers



**HEALTHY MUSLIM FAMILIES**

Offer workshops, woman support and financial empowerment for newcomers



**EDGE SKILLS CENTRE**

Offer English classes and computer training, CV creation and other skills training for newcomers (PR status needed)



**MOSAIC**

Offers english classes and family programs for parents and children

# 06

## FINDING A JOB

Maybe you came to Canada with a lot of experience in your work area from your home country and you have big hopes for your Canadian job. Sometimes finding a new job is not easy and we have organized a few tips for you here

*MORE DETAILS*



# COME UP WITH A STRATEGY

Work on a good resume and cover letter. Maybe the format you are used to doing it is different from how Canadians do it.

So, search for resume samples in your area, try to use Grammarly or other apps to correct your grammar, and search for workshops that teach you how to prepare a good resume



# KNOW WHERE TO APPLY

Some of the most common websites you can use to search for a job are:

- <https://www.jobbank.gc.ca/home>
- <https://ca.indeed.com/>
- <https://www.monster.com/>

If you are starting you can also take your resume in person to a place, you can try using LinkedIn, or other websites you trust. It can be a difficult and tiring search to find a job in Canada. But with dedication and study, you can do it!



# VALIDATING YOUR DIPLOMA



Something that can help you to obtain a better job is validating your diploma in Canada. Depending on the area you studied in your home country, you may need to do tests and courses to restart in your area.

However, you can also validate your studies using World Education Services (WES). A very good institution to get your certificates validated, and they can be sent automatically to the government, for your future applications for residency.

[HTTPS://WWW.WES.ORG/CA/](https://www.wes.org/ca/)





# 07

## ADDITIONAL INFORMATION

When you move to a new city it is normal to take some time to adapt to everything new. Here is just some final information that can be useful for you

*MORE DETAILS*



# ADDITIONAL INFORMATION

## Coming with a PET

if you came from a different country and brought your dog or cat with you, you need to pay a pet license. On this website you will get all instructions to pay for a new license or new an old one:  
[https://legacy.winnipeg.ca/cms/animal/licenses/pet\\_licensing.stm](https://legacy.winnipeg.ca/cms/animal/licenses/pet_licensing.stm)



## Tourism

Manitoba has many beautiful touristic places to visit, camp or swim. Remember to always check if a lake is safe for swimming before entering and in some places you need to pay a fee to enter or park



## Learning English

If you want to learn english, many different churches offer English Programs available for newcomers and also other government institutions.

THANK YOU  
FOR READING!

**New Horizons**  
— INTERNATIONAL CHURCH —

FILL FREE TO VIST US AT 1563 PEMBINA  
HIGHWAY ON SUNDAYS 10:30 AM

